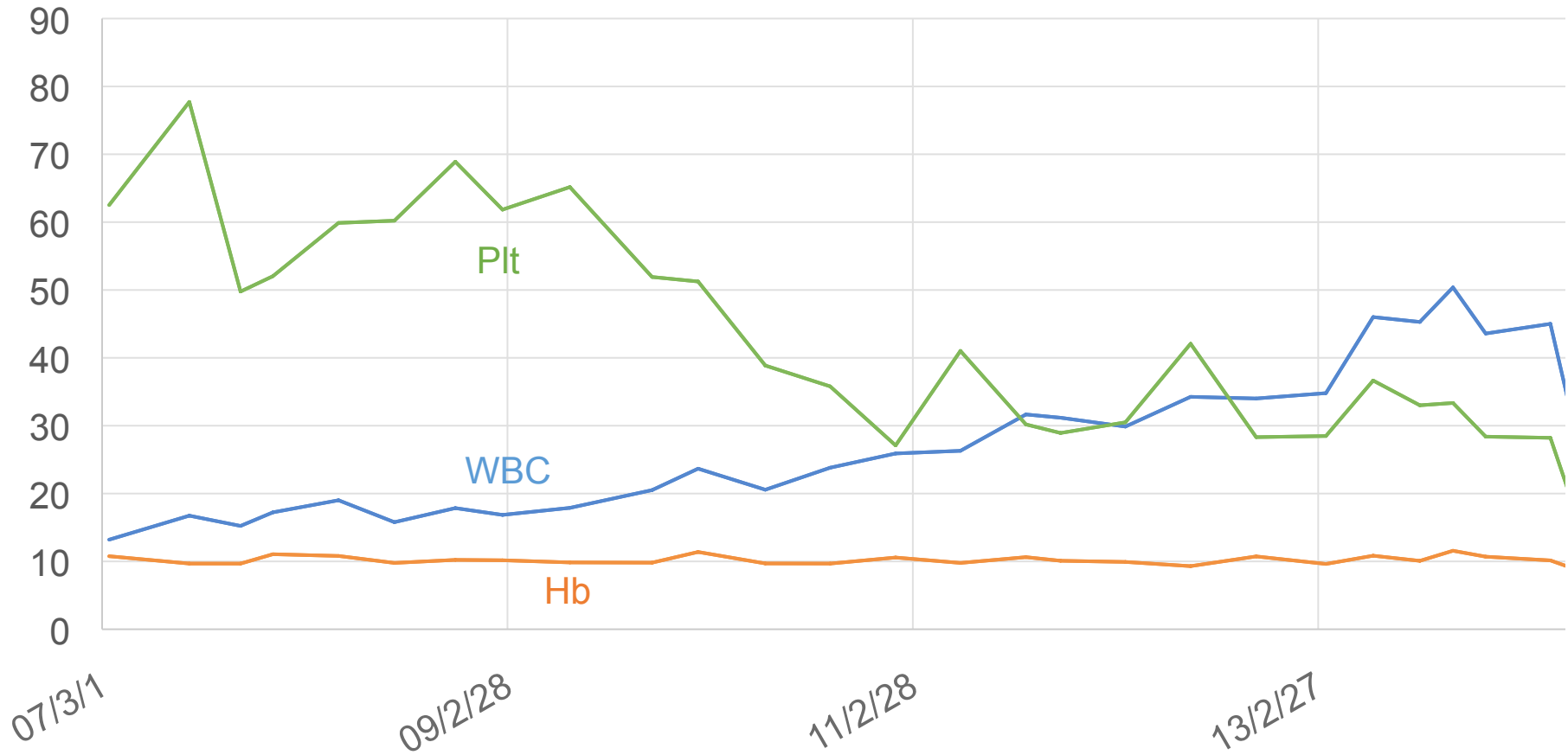
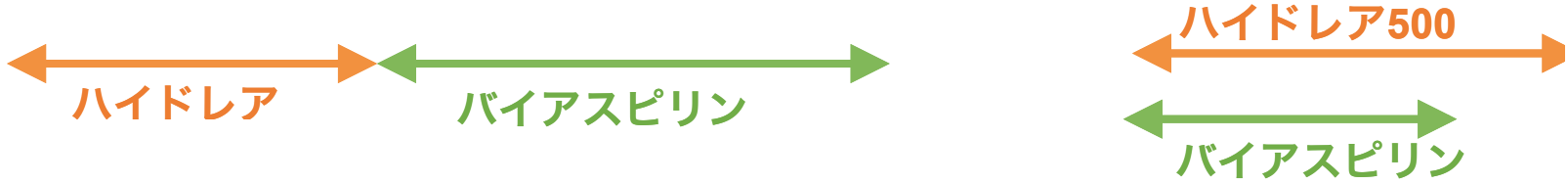
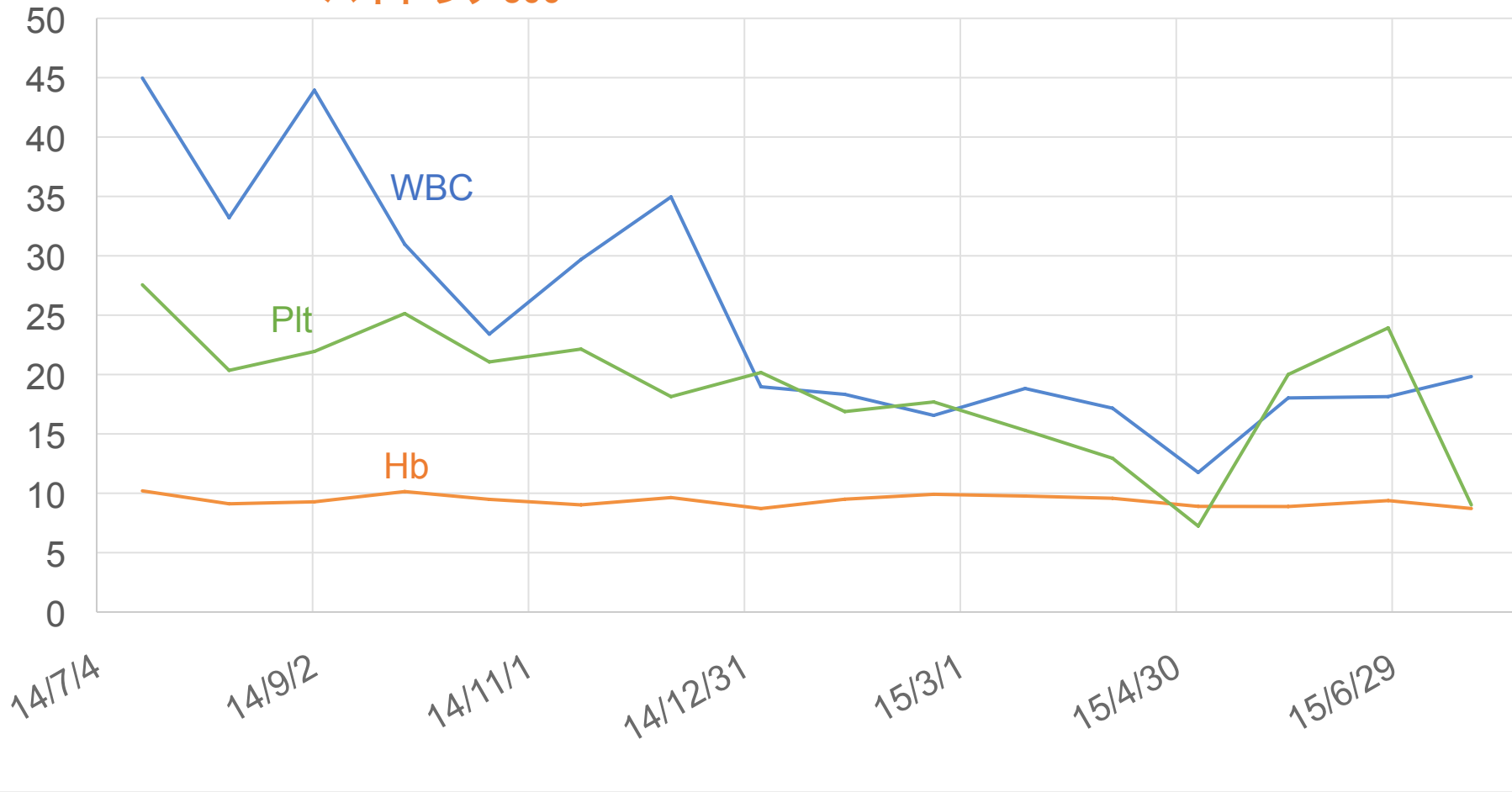
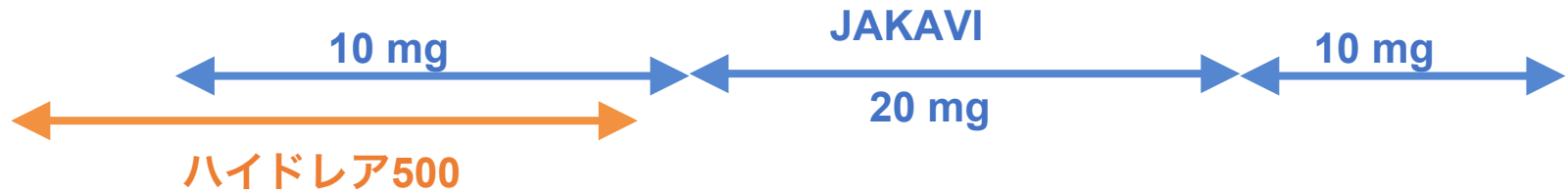


臨床経過



臨床経過



臨床經過	WBC	Hb	Plt
2007.3.13	13.2026	10.7638	62.5097
2007.8.5	16.7388	9.68032	77.7171
2007.11.5	15.2282	9.67398	49.7688
2008.1.2	17.2285	11.0578	52.0343
2008.4.29	19.011	10.8025	59.8838
2008.8.8	15.7808	9.77466	60.2122
2008.11.26	17.8541	10.2207	68.9037
2009.2.19	16.8527	10.1667	61.8424
2009.6.20	17.8884	9.84618	65.1661
2009.11.15	20.506	9.81271	51.9155
2010.2.6	23.6678	11.3884	51.2489
2010.6.7	20.5615	9.69675	38.8639
2010.10.2	23.8078	9.67978	35.7944
2011.1.28	25.9037	10.5711	27.0936
2011.5.24	26.2978	9.77518	41.0204
2011.9.19	31.6557	10.6271	30.1895
2011.11.21	31.1737	10.0922	28.9229
2012.3.16	29.8691	9.92026	30.4968
2012.7.12	34.254	9.30242	42.0771
2012.11.7	34.0081	10.734	28.3106
2013.3.12	34.7963	9.62376	28.4765
2013.6.5	46.0066	10.837	36.6542
2013.8.29	45.2892	10.0819	33.0067
2013.10.27	50.3803	11.5701	33.3462
2013.12.25	43.5826	10.695	28.3868
2014.4.21	45.0056	10.1471	28.2102

2014.5.23	33.4843	9.19968	20.3364
2014.7.16	44.9741	10.2026	27.5589
2014.8.9	33.211	9.11307	20.3509
2014.9.2	43.9466	9.28083	21.9428
2014.9.27	30.9742	10.143	25.1403
2014.10.21	23.4034	9.4875	21.0615
2014.11.15	29.6923	9.02428	22.1435
2014.12.10	34.9575	9.63863	18.138
2015.1.4	18.9692	8.71456	20.1707
2015.1.27	18.3302	9.50166	16.8804
2015.2.21	16.5596	9.91421	17.6917
2015.3.19	18.8251	9.76591	15.3015
2015.4.12	17.1645	9.57873	12.9495
2015.5.6	11.7516	8.89512	7.23616
2015.5.31	18.0274	8.88412	20.002
2015.6.27	18.1402	9.38317	23.9308
2015.7.21	19.8298	8.71584	9.01732